CLEAN-GEARTECH

MADE IN ITALY



HELICAL BEVEL GEARBOXES - WORM GEARBOXES - RATIO MULTIPLIER - MOTORS

HYGIENIC DESIGN

FEATURES

- HIGH PRESSURE CLEAN UP
- POOLING FREE MOUNTING
- SEALED HOLES
- SEALED OIL PLUGS
- SIMPLE WASHING
- SMOOTH SURFACES
- NO PLASTIC PLUGS

Tradition. Innovation. Dedication.

Cleangeartech eye catching gearboxes are what can be defined as “tradition in the service of innovation”.
A new born business unit, Cleangeartech, has its roots in a long story of two engineers, father and son, who managed to keep up with a continuous technological progress in the mechanical transmission industry.
It all began with a hydrodynamic speed variator invented by Giuseppe Speggiorin in 1955.
In 1983 Giuseppe’s son, Stefano Speggiorin, founded his own company, Hydro-Mec Spa, now one important manufactures of high quality and modular gearboxes.
In 2006 Stefano decided to face another challenge, this time coming directly from the end users. He designed a range of stainless steel products initially for food industry; same year Hydro-Mec started manufacturing. As time passed, it became obvious that this project deserved its own story.
In 2016 Cleangeartech brand and business unit started.
Today it is division with a highly technological manufacturing, evolving worldwide sales network and a strong focus on R&D activities. Cleangeartech is deeply committed to providing a high level of service
supplying an exceptional product to such demanding industries like Food & Beverage, Meat & Poultry, Marine, Chemical and Pharmaceutical.



Tradizione. Innovazione. Dedizione.

I riduttori della Cleangeartech possono essere definiti come simbolo della “tradizione al servizio dell’innovazione”.
Oggi Cleangeartech sviluppa le sue radici nella lunga storia di successo di due ingegneri, padre e figlio, i quali hanno saputo tenere il passo del continuo progresso tecnologico nel settore della trasmissione meccanica.
Tutto ebbe inizio nel 1955 quando Giuseppe Speggiorin inventò il variatore idraulico.
Nel 1983 il figlio di Giuseppe, Stefano Speggiorin, in seguito a molti anni di affiancamento al padre, fondò la sua azienda, Hydro-Mec Spa, oggi un importante produttore Italiano di riduttori modulari.
Successivamente, nel 2006, si decise di affrontare un’altra sfida, ma questa volta proveniente dagli utilizzatori finali, e questo diede origine ad una gamma di prodotti in acciaio inossidabile, inizialmente dedicata all’industria alimentare, messa poi in produzione nel corso dello stesso anno. Con il passare del tempo divenne sempre più evidente che questo progetto meritava di avere una storia tutta sua. A questo proposito, nel 2016, nacque la divisione Cleangeartech.
Oggi è una azienda con una produzione ad alto livello tecnologico, una rete distributiva globale in costante evoluzione e una particolare dedizione alla ricerca e allo sviluppo. Cleangeartech è profondamente impegnata ad offrire un elevato livello di servizio, fornendo prodotti di eccellenza per settori molto esigenti, quali Alimentare e Bevande, Carne e Pollame, Navale, Chimica e Farmaceutica.

OEM Applications guide

Guida alle applicazioni per gli OEM

Z **Z Series** *Serie Z*

L **L Series** *Serie L*

I **I Series** *Serie I*

	Conditions of use *Condizioni di utilizzo*	Suggested range *Gamma suggerita*			
		Possible contact with processing product *Possibile contatto con il prodotto*		**Only in proximity to the processing product** *In prossimità del prodotto*	
		Best	Medium	Best	Medium
Meat & Poultry *Industria dellla carne*	**Salt** *Salato*	I L		L	
	Acid sanitization *Lavaggio acido*	I L		L	
	Alkaline sanitization *Lavaggio alcalino*	I	L	L	Z
	Normal cleaning - Moist *Lavaggio normale - umidità*	I	L Z	Z	
Seafood Processing *Industria della lavorazione del pesce*	**Salt** *Salato*	I L		L	
	Acid sanitization *Lavaggio acido*	I L		L	
	Alkaline sanitization *Lavaggio alcalino*	I	L	L	Z
	Normal cleaning - Moist *Lavaggio normale - umidità*	I	L	Z	
Fruit & Vegetables *Frutta e verdura*	**Salt** *Salato*			L	
	Acid sanitization *Lavaggio acido*			L	
	Alkaline sanitization *Lavaggio alcalino*	I	L	L	Z
	Normal cleaning - Moist *Lavaggio normale - umidità*	I	L Z	Z	
Dairy *Latte e derivati*	**Salt** *Salato*	I L		L	
	Acid sanitization *Lavaggio acido*	I L		L	
	Alkaline sanitization *Lavaggio alcalino*	I	L	Z	
	Normal cleaning - Moist *Lavaggio normale - umidità*	I	L	Z	
Flours and derivatives *Farine e derivati*	**Salt** *Salato*	I L			
	Acid sanitization *Lavaggio acido*	I L			
	Alkaline sanitization *Lavaggio alcalino*	I	L	Z	
	Normal cleaning *Lavaggio normale*	I	L Z	Z	
Beverage *Bevande*	**Salt** *Salato*	I L		L	
	Acid sanitization *Lavaggio acido*	I L		L	
	Alkaline sanitization *Lavaggio alcalino*	I	L	Z	
	Normal cleaning - Moist *Lavaggio normale - umidità*	I	L Z	Z	

Z **Z Series** *Serie Z*

L **L Series** *Serie L*

I **I Series** *Serie I*

Suggested range
Gamma suggerita

	Conditions of use *Condizioni di utilizzo*	Possible contact with processing product *Possibile contatto con il prodotto*		Only in proximity to the processing product *In prossimità del prodotto*	
		Best	Medium	Best	Medium
Food packaging processing *Imballaggio alimentare*	**Salt** *Salato*	I L		L	
	Acid sanitization *Lavaggio acido*	I L		L	
	Alkaline sanitization *Lavaggio alcalino*	I	L	Z	
	Normal cleaning - Moist *Lavaggio normale - umidità*	I	L Z	Z	
Bakery applications *Prodotti da forno*	**Salt** *Salato*				
	Acid sanitization *Lavaggio acido*				
	Alkaline sanitization *Lavaggio alcalino*	I		Z	
	Normal cleaning *Lavaggio normale*	I	Z	Z	
Animal food applications *Mangimi*	**Salt** *Salato*	I L		L	
	Acid sanitization *Lavaggio acido*	I L		L	
	Alkaline sanitization *Lavaggio alcalino*	I		Z	
	Normal cleaning - Moist *Lavaggio normale - umidità*	I	Z	Z	
Marine *Settore marino e navale*	**On deck** *Esterno*			L	
	Indoor *Sotto coperta*			I	

For the Z series due to the infinite variety of chemical mixtures please use our test plate to test the following fields
Data l'infinita varietà di misture chimiche, per la serie Z è consigliato usare la nostra targhetta per effettuare eventuali test

Pharmaceutical & Chemical *Chimica & Farmaceutica*	**Highly corrosive and harsh environment** *Ambiente altamente corrosivo*	**Outdoor application** *Applicazioni in ambiente esterno*
		

3 Lines of specific products

Gamme di prodotto

Z NTT series

Aluminum worm gearboxes with NTT treatment

Riduttori a vite senza fine in alluminio con trattamento NTT

Aluminum ratio multipliers with NTT treatment

Riduttori coassiali ad uno stadio in alluminio con trattamento NTT

L SHIELD series

PATENTED

Worm gearboxes

Riduttori a vite senza fine



Coaxial gearboxes

Riduttori coassiali

Helical bevel gearboxes

Riduttori a coppia conica

I FULL STAINLESS STEEL series

Worm gearboxes

Riduttori a vite senza fine

Ratio multipliers

Riduttori coassiali ad uno stadio

Helical bevel gearboxes

Riduttori a coppia conica

APM series

Aluminum electric motors

Motori elettrici in alluminio

IP69K CE IE3 PREMIUM EFFICIENCY

A range suitable for applications where no ribs are required to hold dust, in close position to the products processed, usable in applications with light sanitarizations processes.

Una gamma adatta per applicazioni in cui è richiesto un design igienico posizionabile in vicinanza dei prodotti trattati, con processi di lavaggio e sanificazione leggera.

The “L” series is an aluminum gearbox completely shielded and sealed with stainless steel 316L case, an alternative to the full stainless steel products, suitable for many application in contact with detergents, chemicals, wash down and salty environment.

Una gamma di riduttori in alluminio completamente sigillati e schermati all’interno di un carter sigillato in acciaio inox 316L, un’ alternativa ai prodotti interamente in acciaio inossidabile, adatta per molte applicazioni a contatto con detergenti, prodotti chimici, lavaggi e ambienti salati.



SPM series

Stainless steel premium electric motors

Motori elettrici in acciaio inox

IP69K CSA C US CE IE3 PREMIUM EFFICIENCY

Strong full stainless steel products, suitable for most applications requiring a very high degree of protection against long term maintenance is possible.

Una gamma completamente in acciaio inossidabile, adatta alla maggior parte delle applicazioni che richiedono un grado molto alto di protezione.

Premium input coupling

Giunto in entrata

PATENTED

Direct mounting - No settings - No screw

Montaggio diretto - No settaggi - No viti

1

* Do not mount oil seals on motor flange

Non montare anelli di tenuta nella flangia motore

2

Motor assembly

Assemblaggio motore

3

Available as an option for the motor range from IEC 56 to IEC 112

Disponibile come opzione per motori da IEC 56 a IEC 112

Coupling chart

Tabella combinazione giunti

						GROUP	INPUT DIAMETER Ø	MATERIAL P = Polymer Z = Zamak	
Z30	-	-	-	I30	-	KA	09	P	
							11	P	
Z45	LD45	-	-	I45	-	KB	09	P	
							11	P	
							14	P	*
Z50	LD50	-	X22L	I50	-	KC	09	P	
							11	P	
							14	P	
							19	Z	*
Z63	LD63	402L	X32L X42L	I63	X42I	KD	11	P	
							14	P	
							19	P	*
							24	Z	*
Z85	LD85	602L	X52L X62L	I85	X62I	KE	14	P	
							19	P	
							24	Z	*
							28	Z	*

* While using theese couplings, replace the motor shaft key with the shorter one supplied with the kit.
Per l'utilizzo di questi giunti usare la chiavetta ridotta fornita nei kit.

I BVI series
Full stainless steel helical bevel gearboxes

Riduttori a coppia conica completamente in acciaio inox

This range is IP69K ATEX (on request) CE NSF COMPONENT certified

FEATURES

Caratteristiche

BVI series
Full stainless steel helical bevel gearboxes

Riduttori a coppia conica completamente in acciaio inox

Type *Tipo*	Torque *Coppia*	Center distance *Interasse*	Input power *Potenza in entrata*	Hollow output shaft *Albero cavo in uscita*
X42I	150 Nm	-	0.25 ÷ 1.5 kW	**ø25**
X62I	410 Nm	-	0.75 ÷ 4.0 kW	**ø35**



This product is:

IP69K

ATEX (on request)

CE

NSF COMPONENT

Output shaft in AISI 316L and special cover for full seals protection.

Albero in uscita in AISI 316L e coperchietto protettivo per anelli di tenuta.

Closed protection cap with o-ring in AISI 316L.

Coperchietto di protezione chiuso in AISI 316L con o-ring.

FEATURES



Special high tech full stainless steel housing with accurate finishing and strong rigidity.

Finitura speciale su una cassa inox che presenta un'alta rigidità strutturale.

Fully modular IEC flanges and compact NEMA C motor flanges.

Flange IEC e NEMA completamente modulari.

Stainless steel 316L hollow input/output shaft.
Viton seals with stainless steel 316L shield.

Albero cavo in uscita in acciaio inox in AISI 316L. Anelli di tenuta in viton con schermo protettivo in acciaio inox in AISI 316L.

Hardened and ground gears.

Ingranaggi temprati e rettificati.

How to order

Codifica

M	X42I	I	7.29	-C	BR
Type *Tipo*	**Size** *Grandezza*	**Hub** *Mozzo*	**Ratio** *Rapporto*	**Output shaft** *Albero uscita*	**Type** *Tipo*
P 	**X42I** **X62I**	**I** **Hollow output shaft** *Foro albero uscita* 	See technical data table *Vedi tabelle dati tecnici*	**Hollow output shaft** *Foro albero uscita* → **Standard** **X42I** **-C** → ø25 **X62I** **-E** → ø35	**FB** **Universal** *Forma base*
M 		**A** **Single output shaft** *Albero uscita singolo* 			**BR** **Reaction arm** *Braccio di reazione* 
B 				**Single output shaft** *Albero uscita singolo* **X42I** **-L** → ø25 **X62I** **-N** → ø35	**-F** **Output flange** *Flangia uscita*

N	-T	B3	E	With Type M specify terminal box position *Con tipo M specificare posizione morsettiera*
Output flange *Flangia in uscita*	**Motor size** *Grandezza motore*	**Mounting position** *Posizione di montaggio*	**Input bore** *Foro entrata*	**Terminal box position** *Posizione morsettiera*
N **Without flange** *Senza flangia* 	**Flange** *Flange* **IEC B14** **-Q** -> *71 B14* (ø105) **-R** -> *80 B14* (ø120) **-T** > *90 B14* (ø140) **-U** -> *100÷112 B14* (ø160)	**B3** 	**With coupling** *Con giunto* **B** -> *11mm* **C** -> *14mm* **D** -> 19mm **E** -> 24mm **F** -> *28mm*	**A**
 X42I **2** -> ø175 **X62I** **3** -> ø205	**Without flange** *Senza flangia* **-M** **With coupling** *Con giunto* 	**B6** 	**0** **Ready for input coupling** *Predisposto per giunto* 	**B**
		B7 		**C**
		B8 		**D**
		V5 		
		V6 		
		V8 		

Useful formulas

Formule utili

Required power - *Potenza richiesta*

Lifting - *Sollevamento*

$$P_{[kW]} = \frac{M_{[Kg]} \cdot g_{[9.81]} \cdot v_{[m/s]}}{1000}$$

Rotation - *Rotazione*

$$P_{[kW]} = \frac{M_{[Nm]} \cdot n_{[rpm]}}{9550}$$

Linear movement - *Traslazione*

$$P_{[kW]} = \frac{F_{[N]} \cdot v_{[m/s]}}{1000}$$

Torque - *Coppia*

$$M_{[Nm]} = \frac{9550 \cdot P_{[kW]}}{n_{[rpm]}}$$

$$M_{[lb\ in]} = \frac{63030 \cdot P_{[HP]}}{n_{[rpm]}}$$

Radial loads - *Carichi radiali*

Radial load generated by external transmissions keyed onto input and/or output shafts.
Forza radiale generata da organi di trasmissione calettati sugli alberi di ingresso e/o uscita.

$$F_{R[N]} = \frac{M_{[Nm]} \cdot 2000}{d_{[mm]}} \cdot f_k$$

$$F_{R[N]} = \frac{M_{[lb\ in]} \cdot 8.9}{d_{[in]}} \cdot f_k$$

M: Output torque - *Momento torcente*
d: Diam. of driving element - *Diametro primitivo*
f_k: Factor - *Coefficiente di trasformazione*

- **1.15:** Gearwheels - *Ingranaggi*
- **1.25:** Chain sprochets - *Catena*
- **1.75:** Narrow v-belt pulley - *Cinghia Trapezoidale*
- **2.50:** Flat-belt pulley - *Cinghia piatta*

If your application requires higher radial loads, contact our technical office. Higher loads may be possible.
Nel caso la vostra applicazione richieda carichi radiali superiori consultare il nostro ufficio tecnico, valori maggiori possono essere accettati.

How to select a gearbox

Come selezionare un riduttore

A	Select required torque (according to service factor) *Seleziona la coppia desiderata (comprensiva del fattore di servizio)*
B	Select output speed *Seleziona la velocità in uscita*
C	Select gear ratio in the line corresponding to the chosen motor power *Sulla riga corrispondente alla motorizzazione prescelta si può rilevare il rapporto di riduzione*
D	Select motor flange available (if requested) *Scegli la flangia disponibile (se richiesta)*

Gear size *Grandezza riduttore* | **C** Ratio *Rapporto* | Transmitted torque *Momento torcente trasmesso* | Nominal power *Potenza nominale* | Flange code *Codice flangia* | Input speed *Velocità in entrata*

X42I **150 Nm**

BVI series
Full stainless steel helical bevel gearboxes

Riduttori a coppia conica completamente in acciaio inox

The dynamic efficienty is **0.96** for all ratios — **Input speed (n_1) = 1400 min^{-1}**

Output speed n_2 [min^{-1}]	Ratio i	Motor power P_{1M} [kW]	Output torque M_{2M} [Nm]	Service factor f.s	Nominal power P_{1R} [kW]	Nominal torque M_{2R} [Nm]	B5 motor flanges		B14 motor flanges Q 71	-R 80	-T 90		Output shaft	Ratio code
							- -	- -						
192	**7.29**	1.5	71	1.3	2.0	95			C	C		2811		01
125	**11.20**	1.5	110	1.4	2.0	150			C	C		288		02
106	**13.18**	1.5	129	1.2	1.7	150			C	C		1911	**Standard**	03
92	**15.27**	1.1	109	1.4	1.5	150			C	C		1711	**ø25**	04
78	**17.93**	1.1	128	1.2	1.3	150			C	C		1511		05
69	**20.25**	1.1	145	1.0	1.1	150			C	C		198	On	06
65	**21.40**	1.1	153	1.0	1.1	150			C	C		1311	Request	07
60	**23.47**	0.75	115	1.3	0.98	150			C	C		178	ø30	08
51	**27.55**	0.75	135	1.1	0.83	150			C	C		158		09
...	...	...	...	...	...	...			...	...		...		...

B Output speed *Velocità in uscita* | Motor power *Potenza motore* | Service factor *Fattore di servizio* | **A** Nominal torque *Momento torcente nominale* | Output shaft diam. *Diametro albero uscita* | Notes *Note*

Type of load and starts per hour *Tipo di carico e avviamenti per ora*			Oper. hours per day *Ore di funz. giorn.* 3h	10h	24h
Continuous or intermittent application with start / hour *Applicazione continua o intermittente con numero operazioni/ora*	≤ 10	Uniform - *Uniforme*	0.8	1	1.25
		Moderate - *Moderato*	1	1.25	1.5
		Heavy - *Forte*	1.25	1.5	1.75
Intermittent application with start / hour *Applicazione intermittente con numero operazioni/ora*	> 10	Uniform - *Uniforme*	1	1.25	1.5
		Moderate - *Moderato*	1.25	1.5	1.75
		Heavy - *Forte*	1.5	1.75	2.15

D	Motor flange available *Flange disponibili*
B)	Mounting with reduction bushing *Montaggio con boccola di riduzione*
C)	Motor flange holes position/terminal box position *Posizione fori flangia/basetta motore*
B)	Available without reduction bushing *Disponibile anche senza boccola*

X42I

150 Nm

BVI series
Full stainless steel helical bevel gearboxes

Riduttori a coppia conica completamente in acciaio inox

The dynamic efficienty is **0.96** for all ratios

Input speed (n_1) = 1400 min^{-1}

Output speed n_2 [min^{-1}]	Ratio i	Motor power P_{1M} [kW]	Output torque M_{2M} [Nm]	Service factor f.s	Nominal power P_{1R} [kW]	Nominal torque M_{2R} [Nm]	B5 motor flanges - -	B5 motor flanges - -	B14 motor flanges -Q 71	B14 motor flanges -R 80	B14 motor flanges -T 90		Output shaft	Ratio code
192	**7.29**	1.5	71	1.3	2.0	95			C	C		2811		01
125	**11.20**	1.5	110	1.4	2.0	150			C	C		288		02
106	**13.18**	1.5	129	1.2	1.7	150			C	C		1911		03
92	**15.27**	1.1	109	1.4	1.5	150			C	C		1711		04
78	**17.93**	1.1	128	1.2	1.3	150			C	C		1511		05
69	**20.25**	1.1	145	1.0	1.1	150			C	C		198		06
65	**21.40**	1.1	153	1.0	1.1	150			C	C		1311		07
60	**23.47**	0.75	115	1.3	0.98	150			C	C		178	**Standard**	08
51	**27.55**	0.75	135	1.1	0.83	150			C	C		158	**ø25**	09
47.9	**29.21**	0.75	143	1.0	0.78	150			C	C		1011		10
42.6	**32.88**	0.75	161	0.9	0.70	150			C	C		138		11
36.7	**38.12**	0.55	138	1.1	0.60	150			C	C		911		12
31.2	**44.89**	0.55	163	0.9	0.51	150			C	C		108		13
27.8	**50.34**	0.37	122	1.1	0.40	131			C	C		711		14
23.9	**58.58**	0.37	142	1.1	0.39	150			C	C		98		15
18.1	**77.36**	0.25	126	1.2	0.30	150			C	C		78		16

Motor flanges available
Flange motore disponibili

B) **Supplied with reduction bushing**
Fornito con bussola di riduzione

B) **Available on request without reduction bushing**
Disponibile a richiesta senza bussola di riduzione

C) **Motor flange holes position**
Posizione fori flangia motore

Lubrication
Lubrificazione

Unit X42I is supplied with synthetic oil to assure long life lubrication.
Food grade oil is available on request.
See Table 1 for lubrication and recommended quantity.
See Table 2 for possible radial and axial loads on the gearbox.
Il riduttore tipo X42I viene fornito con olio sintetico e lubrificazione tipo "long life".
Disponibile a richiesta olio alimentare.
Vedi Tabella 1 per oli e quantità consigliati.
Vedi Tabella 2 per i carichi radiali e assiali applicabili al riduttore.

Agip *Telium VSF 320*	**Shell** *Omala S4 WE 320*	**V8** *On request* ASK	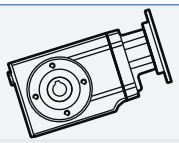
B3 *Standard* 0.85 LT	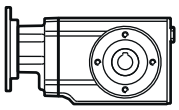	**B8** *On request* 1.00 LT	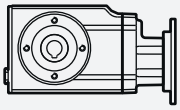
B6 *On request* 0.95 LT	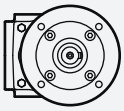	**V5** *On request* 1.60 LT	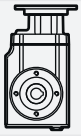
B7 *On request* 0.85 LT	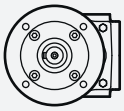	**V6** *On request* 1.00 LT	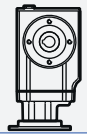

For more details on lubrication and plugs check our website.
Per maggiori dettagli su lubrificazione e tappi olio vedi il nostro sito web.

Tab. 1

Radial and axial loads
Carichi radiali e assiali

Output shaft
Albero di uscita

n_2 [min^{-1}]	F_A [N]	F_R [N]
250	500	2500
150	600	3000
100	700	3500
75	800	4000
50	960	4800
25	960	4800
15	960	4800

$$F_{eq} = F_R \cdot \frac{54}{X + 28}$$



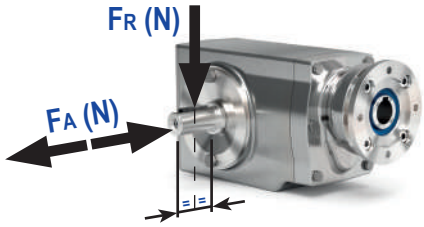

Tab. 2

PX42II...

Basic gearbox
Riduttore base

M. flanges	Kit code	øF	A
71B14	KI634047	105	197.5
80B14	KI634046	120	199.5
90B14	KI634041	140	199.5

Gearbox weight *peso riduttore*	13.0 kg

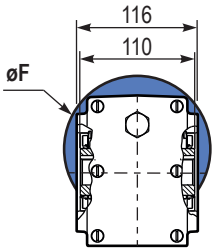

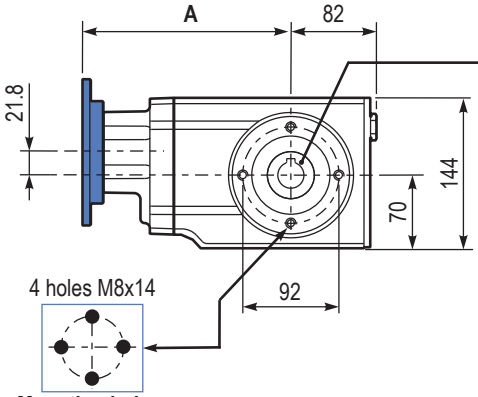

Mounting holes position
Posizione fori di montaggio

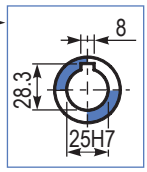

Standard Hollow shaft
Foro in uscita standard

PX42I-**FB**..

Feet
Piedini

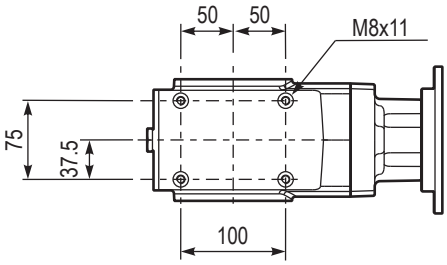

PX42I-**FL**..

Output flange
Flangia uscita

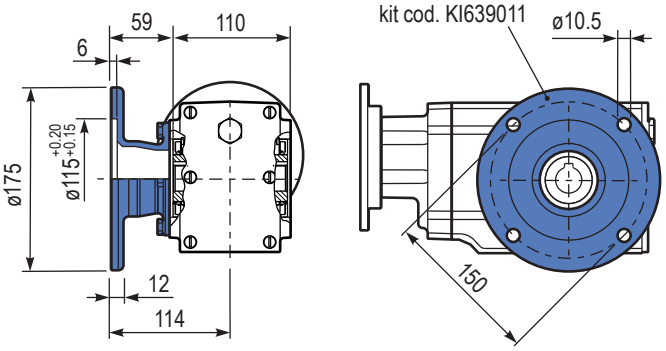

PX42I..**A**..

Single output shaft
Albero semplice in uscita

kit cod. KI630211
Protection cap (on request)
A richiesta coperchio di protezione

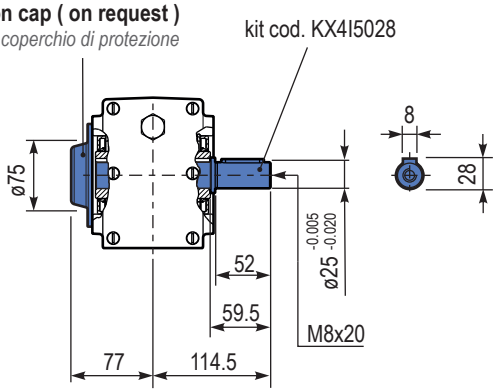

PX42I**BR**..

Reaction Arm
Braccio di reazione

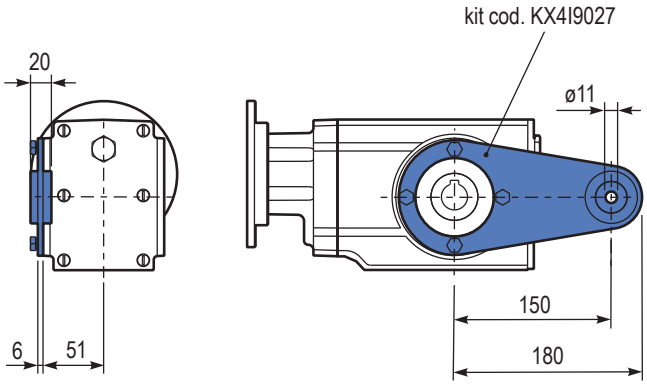

X62I

410 Nm

BVI series
Full stainless steel helical bevel gearboxes

Riduttori a coppia conica completamente in acciaio inox

The dynamic efficienty is **0.96** for all ratios

Input speed (n_1) = 1400 min^{-1}

Output speed n_2 [min^{-1}]	Ratio i	Motor power P_{1M} [kW]	Output torque M_{2M} [Nm]	Service factor f.s	Nominal power P_{1R} [kW]	Nominal torque M_{2R} [Nm]	B5 motor flanges - - - - - - - -	B14 motor flanges -R 80	-T 90	-U 100-112		Output shaft	Ratio code
232	**6.03**	4	155	1.6	6.1	240					3011		01
151	**9.26**	4	238	1.1	4.5	270					308		02
123	**11.36**	4	291	1.2	4.7	350					2011		03
91	**15.36**	4	394	1.0	3.8	385					1611		04
80	**17.46**	4	448	0.9	3.5	400					208		05
70	**19.97**	3	386	1.1	3.1	410					1311		06
59	**23.60**	3	456	0.9	2.7	410					168	**Standard**	07
57	**24.45**	3	472	0.9	2.6	410					1111	**ø35**	08
45.6	**30.69**	2.2	436	0.9	2.0	410					138		09
39.6	**35.35**	1.5	346	1.2	1.8	410					811		10
37.3	**37.57**	1.5	368	1.1	1.7	410					118		11
28.8	**48.68**	1.1	348	1.0	1.1	365					611		12
25.8	**54.33**	1.1	389	1.1	1.2	410					88		13
18.7	**74.81**	0.75	367	1.0	0.73	360					68		14

Motor flanges available *Flange motore disponibili*

B) **Supplied with reduction bushing** *Fornito con Bussola di Riduzione*

B) **Available on request without reduction bushing** *Disponibile a Richiesta senza Bussola di Riduzione*

C) **Motor flange holes position** *Posizione Fori Flangia Motore*

Lubrication
Lubrificazione

Unit X62I is supplied with synthetic oil to assure long life lubrication.
Food grade oil is available on request.
See Table 1 for lubrication and recommended quantity.
See Table 2 for possible radial and axial loads on the gearbox.

Il riduttore tipo X62I viene fornito con olio sintetico e lubrificazione tipo "long life".
Disponibile a richiesta olio alimentare.
Vedi Tabella 1 per oli e quantità consigliati.
Vedi Tabella 2 per i carichi radiali e assiali applicabili al riduttore.

Agip *Telium VSF 320*	**Shell** *Omala S4 WE 320*	**V8** *On request* ASK	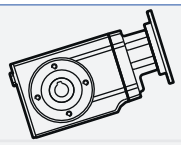
B3 *Standard* 1.85 LT	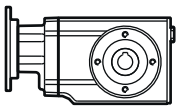	**B8** *On request* 2.00 LT	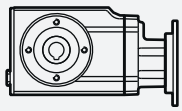
B6 *On request* 2.00 LT	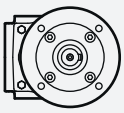	**V5** *On request* 3.35 LT	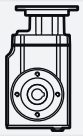
B7 *On request* 1.70 LT	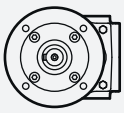	**V6** *On request* 2.30 LT	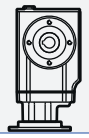

For more details on lubrication and plugs check our website.
Per maggiori dettagli su lubrificazione e tappi olio vedi il nostro sito web.

Tab. 1

Radial and axial loads
Carichi radiali e assiali

Output shaft
Albero di uscita

n_2 [min^{-1}]	F_A [N]	F_R [N]
250	600	3000
150	700	3500
100	780	3900
75	890	4450
50	1140	5700
25	1330	6650
15	1660	8300

$$F_{eq} = F_R \cdot \frac{69}{X + 39}$$

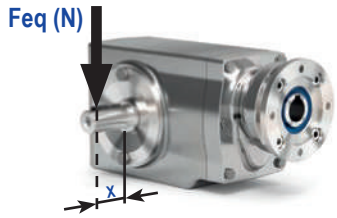

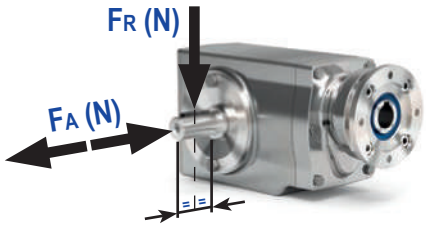

Tab. 2

PX62II... Basic gearbox
Riduttore base

M. flanges	Kit code	øF	A
80B14	KI854046	120	255
90B14	KI854045	140	255
100-112B14	KI854041	160	264

Gearbox weight *peso riduttore* 25.8 kg

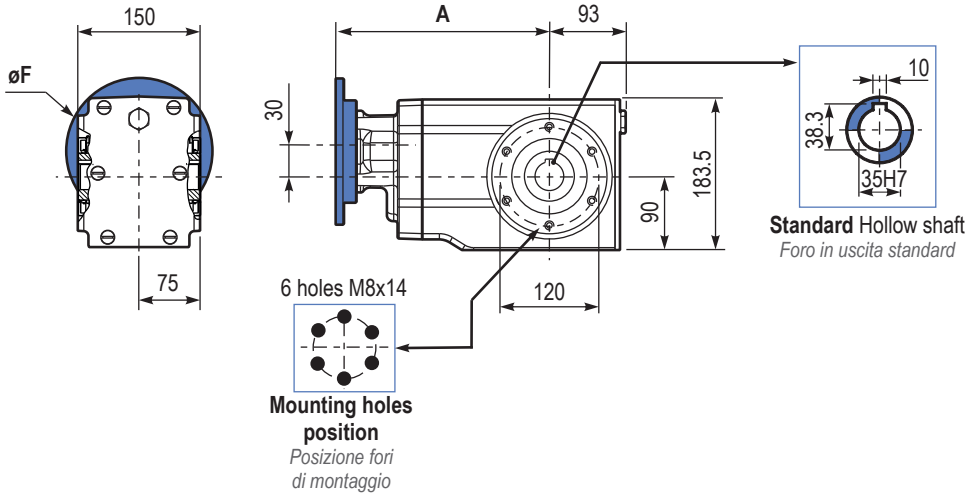

PX62I-FB.. Feet
Piedini

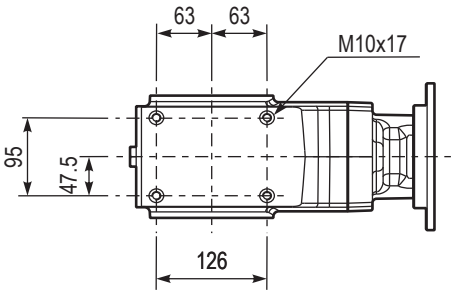

PX62I-FL.. Output flange
Flangia uscita

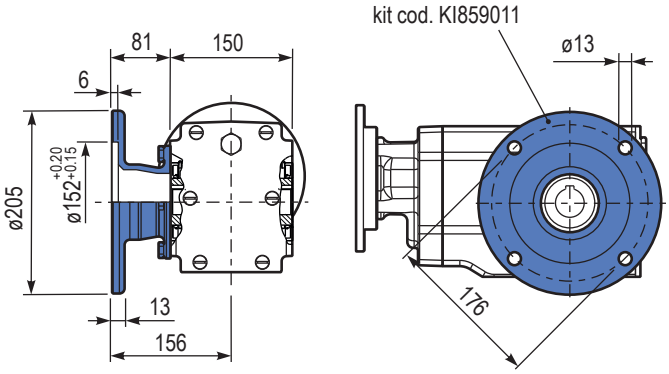

PX62I..A.. Single output shaft
Albero semplice in uscita

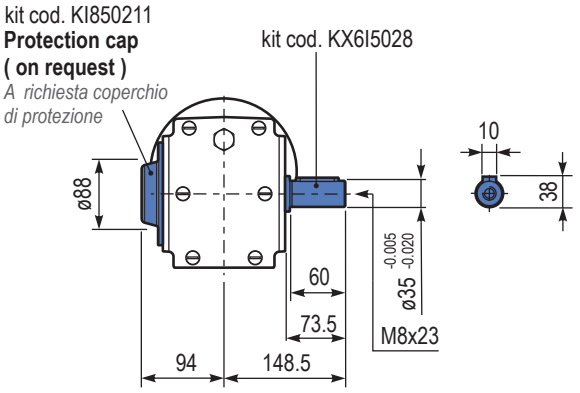
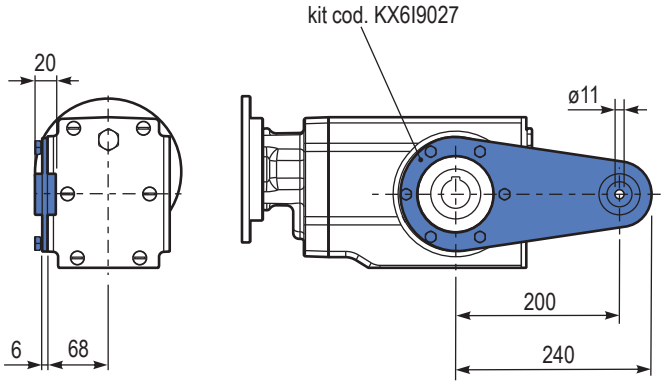
PX62IBR.. Reaction Arm
Braccio di reazione